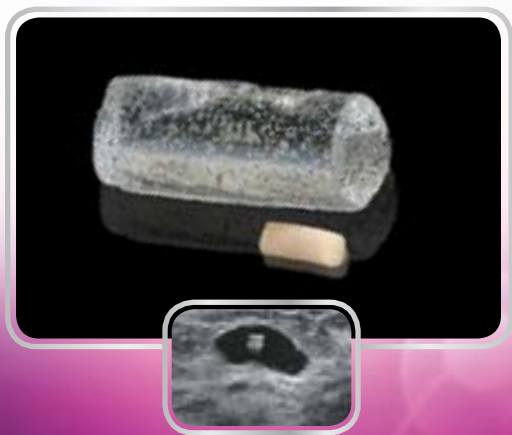



Mammotome markers



HydroMARK

Three Distinct Shapes for Visibility

Available in Regular and Mini



Open Coil



Butterfly




Barrel

HydroMARK



Immediate deployment



HydroMARK

Highly Visible¹

- Hydrates to provide 12 – 15 months of Ultrasound visibility
 - U/S visible even after neoadjuvant chemotherapy
- Easily seen under MRI
 - Uniquely distinguishable during a T2 sequence

¹ Journal of Diagnostic Medical Sonography 29(4) 151-158

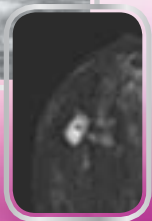


24 hours

HydroMARK



Six months



MRI T2 Sequence

HydroMARK

A More Visible Target for Your Localization Preference

- Statistically significant higher rating as “Highly Visible” at 6 and 12 weeks post implant among non-Mammotome marketed Ultrasound visible markers.¹

¹ Journal of Diagnostic Medical Sonography 29(4) 151-158



Regular (left) compared to Mini

MDM #15-0038 Rev 10/15
Copyright ©2015 Devicor Medical
Products, Inc. part of Leica Biosystems.
All rights reserved. Mammotome and
HydroMARK are trademarks of Devicor
Medical Products, Inc. and its affiliates in
certain countries. Other logos, product
and/or company names might be
trademarks of their respective owners.

HydroMARK

1-877-9-A-MAMMO
www.mammotome.com